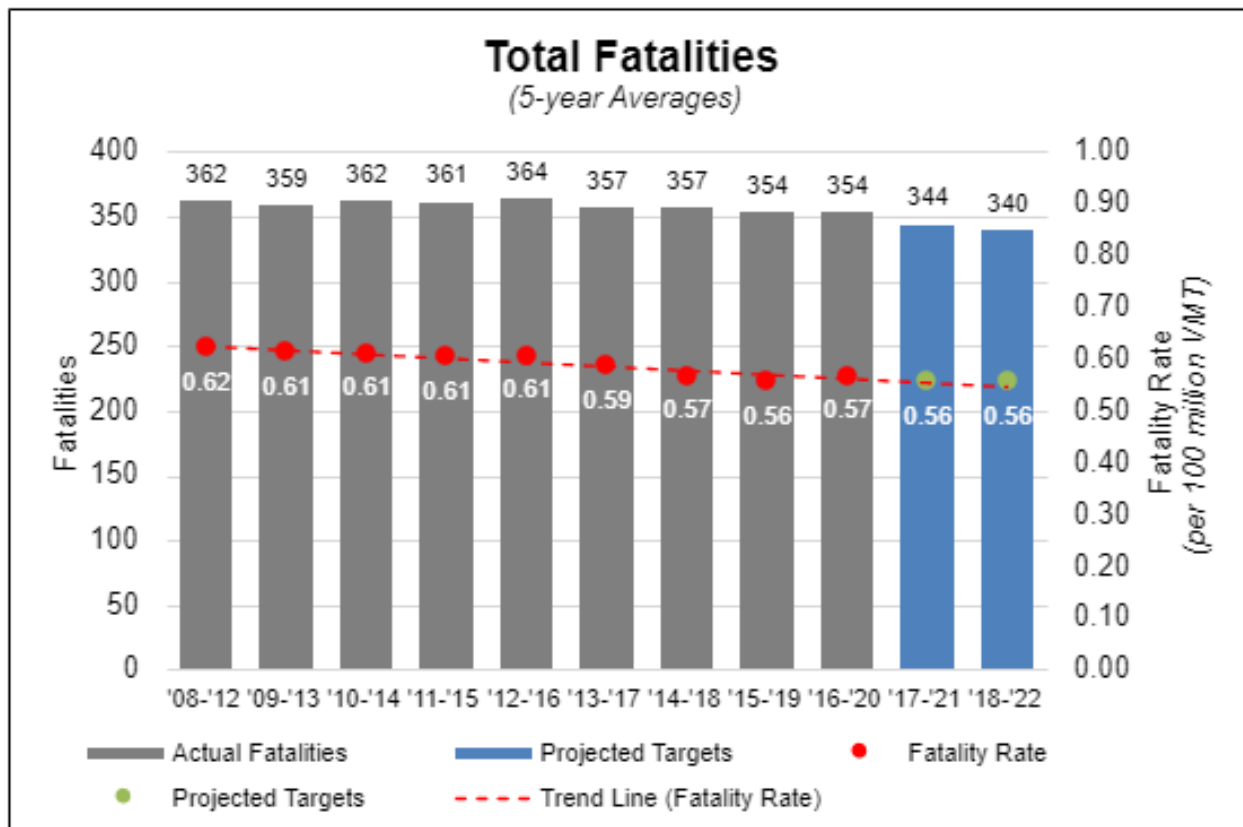


MassDOT CY22 Safety Performance Measure Targets (PM1)

Total Fatalities: Per Federal Highway Administration (FHWA) guidance, the CY22 target setting process began with a trend line projection based on the most recent available data. Due to reduced vehicle miles traveled (VMT) related to the pandemic, actual 2020 fatalities did not follow this trend, so CY21 projections were based on trends from CY19 with CY20 data disregarded given the unique circumstances surrounding data from that year. CY22 projections are based on a 2.5% reduction in fatalities from CY21 resulting in a five-year average fatalities projection of 340. It is projected that fatalities will decrease based on MassDOT efforts in the areas of speed management and safe systems, among other safety strategies. As always, MassDOT's overarching goal is zero deaths and this goal will be pursued by implementing Strategic Highway Safety Plan (SHSP) strategies.

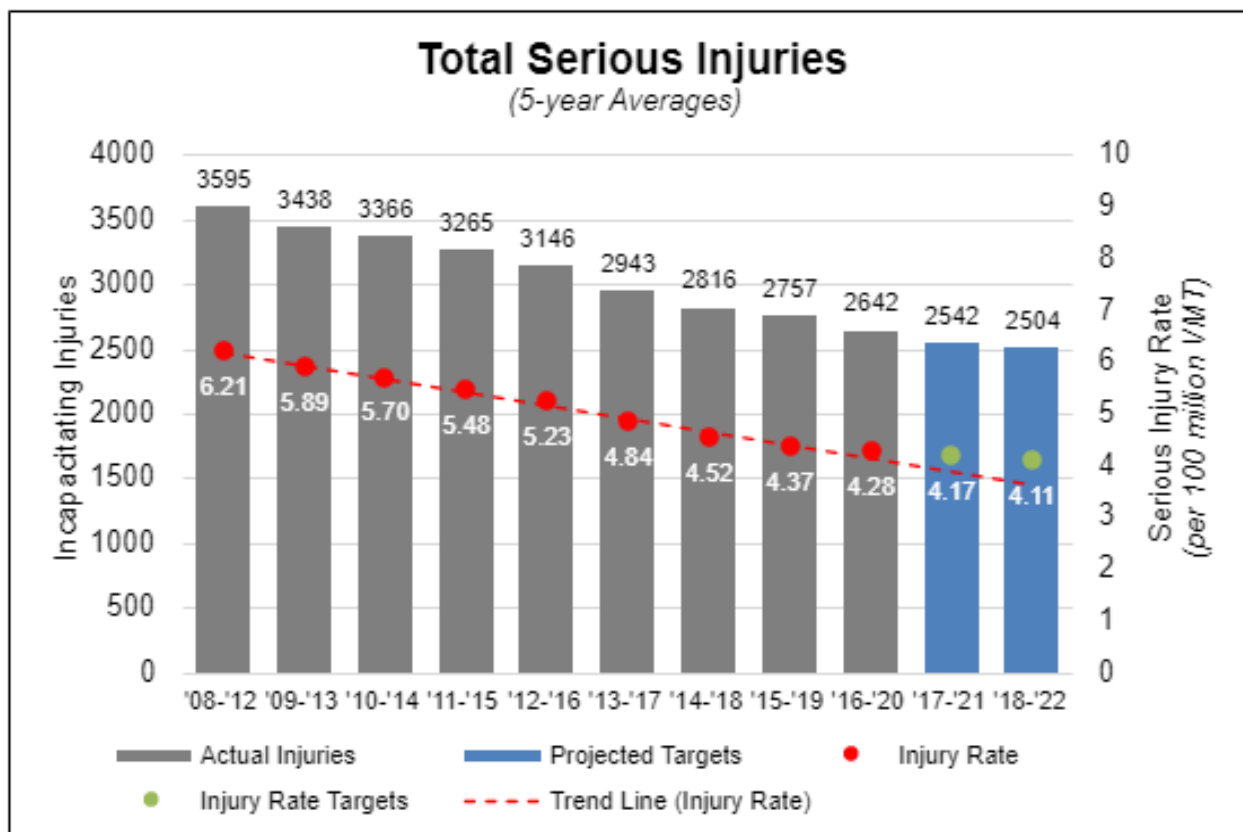
Fatality Rate: The fatality rate represents five-year average fatalities divided by five-year average VMTs. The COVID-19 pandemic greatly impacted VMT, causing fatality rates to spike in 2020 with significantly lower VMT and slightly higher fatalities. The 2022 projection is now 0.56 fatalities per 100 million vehicle miles traveled for 2022 (five-year average of 2018-2022). The long-term goal is towards zero deaths, so the long-term fatality rate target is 0 fatalities per 100 million VMTs.



MassDOT CY22 Safety Performance Measure Targets (PM1)

Total Serious Injuries: It is anticipated that there will be an overall decrease in the number of serious injuries due to a continual downward trend line as well as the implementation of countermeasures that are being developed as part of the 2018 SHSP. MassDOT projections in this category have used CY19 as a base to reflect changes in VMT due to the pandemic, and the CY22 target of 2,504 was set to reflect this trend. Due to unpredictable fluctuations between 2019 and 2020 data and an overall decreasing trendline, a 3% reduction in annual serious injuries from 2018 to 2021, and a 4% annual reduction from 2021 to 2022, were assumed to calculate the CY22 target.

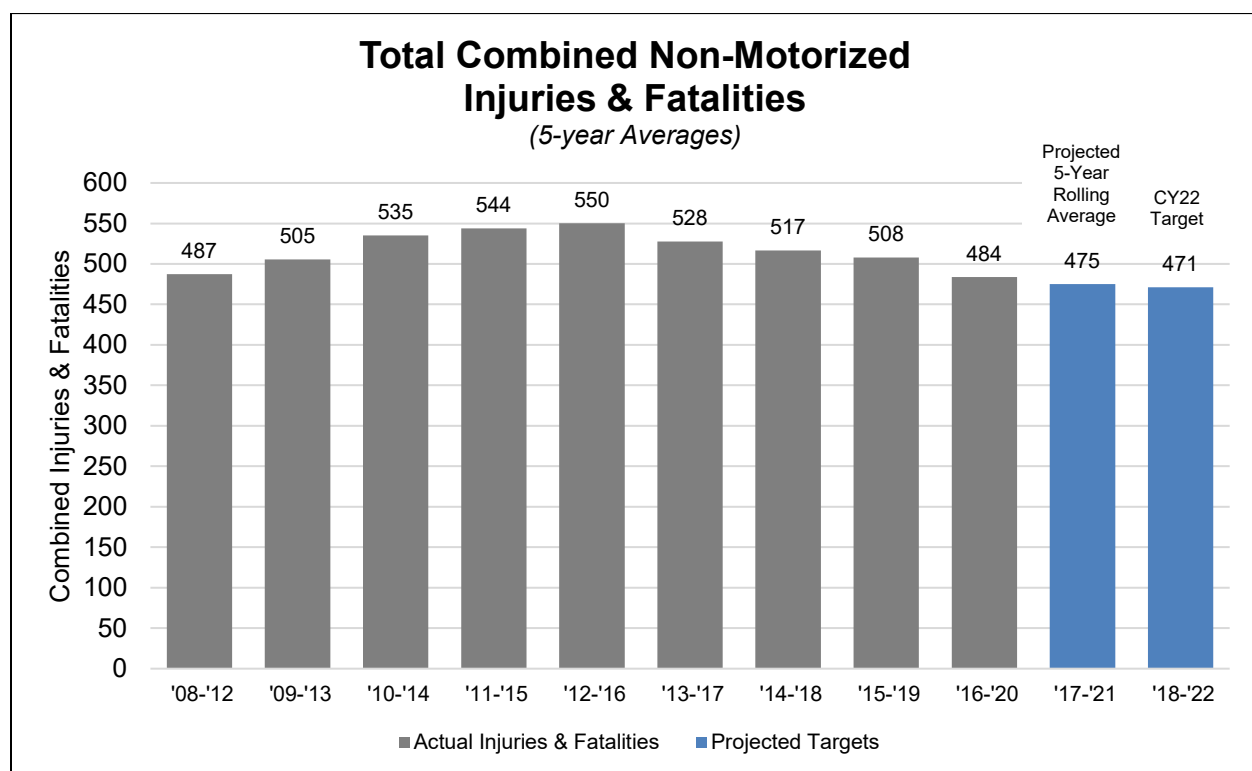
Serious Injuries Rate: Similar to the fatality rate, it is anticipated that the downward trend line will result in a drop in the rate of serious injuries from 4.28 per 100 million VMT between 2017–2021 to 4.11 between 2018–2022. Five-year VMT data were used between 2018 – 2022 to calculate this rate.



MassDOT CY22 Safety Performance Measure Targets (PM1)

Total Number of Non-Motorized Fatalities and Serious Injuries: In 2020, during the COVID-19 pandemic, Massachusetts experienced a steep decline in both non-motorized fatalities and serious injuries. Because of the high fluctuations in the data, to establish MassDOT’s CY22 target, CY21 non-motorist fatalities and suspected serious injuries were set to be equal to the average of CY17, CY18 and CY19 data. To project the non-motorist fatality and serious injuries for CY22, a 2% reduction was estimated. Overall, this translated to a CY22 5-year average of 471 fatalities and serious injuries combined for non-motorists.

It is important to note that the inclusion criteria have changed for non-motorists. This year, the non-motorist type “not reported” was removed because, based on manual inspection, it appears that many of the persons in this category were not actually pedestrians or bicyclists but were bystanders (e.g. people who were in buildings when the building was struck by a vehicle). However, due to data quality and the ability, need and resources to manually review crashes, this field may continue to evolve.



Note: The fatality and serious injury data contained here was developed to align with the data included within MassDOT's annual Highway Safety Improvement Program (HSIP) report. As such, historical data may be different from what was reported in prior years.